

スパイスの飾り花

GEBINDE

ゲビンデ

中尾千恵子

Chieko Nakao





Contents

Introduction	4
--------------------	---

Beginner's Collection

Nelkenstrauss	6
Zopf	7
Kranz	8
Glocke	9
Strohhut	10
Hufeisen	11
Hufeisen	12
Hufeisen	13
Nelkenkugel	14
Spandose	15
Nelkenherz	16
Gewurzloffel	17

Intermediate Collection

Pyramide	19
Hufeisen	20
Herz	21
Loffel	22
Tischglocke	23
Weihnachtkugel	24
Salzburgerkranz	25
Trachtenhut	26
Nelkenkranzchen	27
Glockenzug	28
Besenschmuck	28
Anhangsel	29

Collection for Reference-----30

Preparation for Gebinde

Materials -----34

Tools -----37

Bases -----38

Secondary Materials -----39

Parts of Spices -----40

Parts of Nuts and Dry Flowers -----44

Parts of Pearls -----46

Parts of Bouillon -----47

Ribbon -----48

Terminology -----50

How to make parts -----50


All About Gebinde -----59

At Home of Gebinde -----60

Getting Started

Beginner's Collection -----62

Intermediate Collection -----75



Introduction


When I was a child, I lived next door to a florist shop, where I started learning flower arrangement. That was my first encounter with flowers. As an only child, I was a girl who enjoyed playing on my own at home with various kinds of handicrafts, long before I knew about the flower arrangements. The nearby mountain in my hometown Gifu was a good place to collect pinecones, acorns and many other nuts.

For the past few years, I have traveled around Europe both as an instructor of flower arrangement but also as a student myself. Every country I visited had its own wonderful skills of arranging flowers, which gave me a lot of memories filled with unexpected wonders.

Among them, I saw *Gebinde*, in Germany and Austria, which surprised me by the abundant use of nuts and spices and the complex and high technical skills shown in the method of using wire. Almost all wreaths with nuts and dry flowers I had seen before were made by bonding with glue. *Gebinde* is also unique in how to use additional materials including pearls, seeds and cloth to make leading parts such as flowers and leaves. In addition, nuts, spices and dry flowers are put together to create a piece of wonderful decoration. A complete piece of *Gebinde* can please not only your eyes but your nose by the fragrance of spices and other materials technically forever in good preservation. Another important part of *Gebinde* is flowers and leaves made with metal wire called *bouillon*. Combining with pearls and lace will make the parts more brilliant.

Gebinde has a few typical design patterns. Once mastering how to make those, you can enjoy this handcraft in endless ways by changing the combination of materials.

You can collect nuts in the mountain or at a nearby park with a little bit attention. I would be happy if more people enjoy making a gift using parts from nature, thinking of foreign countries far away, and feel the importance of nature.






Beginner's Collection

This chapter introduces standard designs of *Gebinde*. You can change the colors of parts, artificial flowers and ribbons according to your taste. Then each piece will show up in different style.



Nelkenstrauss

Beginner's Collection (1)
See page 62 for instructions.
A small bouquet full of cloves.
Make it sweet in pink.



Zopf

Beginner's Collection (2)
See page 63 for instructions.
A typical design of *Gebinde*.
Decorate beech leaves with pearls
or add more cloves.



続きは
完成版で
お楽しみ下さい。